




















ÖRDEK




Ö R D E K R A H I M A N
K X A S E L Ö R D E K A
Z Ü M Ö R D E K A N S U
P Ş R I G H A Y U I U F
Ö R D E K O S M L A H A
O K E Ö R D E K E F N E
A Y Ö E L K I S A A L I
P E R I H Ö R D E K R U
T Ö R D E K G Ü L G E N
A S L I Ö R D E K L E M
Ö H E R M S T D K R U K
S Ü L Ö R D E K E L H F

ÖRDEK yazılarını bulup daire içine alalım





- Kelebekleri çizgileri tamamlayarak çiçeklere ulaştıralım.
- Her çiçeğin üzerindeki rakam kadar eşleştiği kelebeğe benek çizelim.
Resmi boyayalım.



Bahar resmini boyayalım.

Bahar resminin altındaki çiçeklerin gölgelerini eşleştirelim

